



TALITHA KUM
INTERNATIONAL NETWORK AGAINST TRAFFICKING IN PERSONS

CENSUS and ACTIVITIES REPORT 2021

(2020 Data)



Rome, July 14th, 2021

CENSUS 2021 TALITHA KUM'S NETWORKS AROUND THE WORLD

The Census 2021 presented below (relating to the year 2020) has been updated with data from 88% of the Talitha Kum national networks. This year's data collection, which started in early March 2021, has been hampered by some emergencies situations.

Talitha Kum, the International Network of Consecrated Life Against Trafficking in Persons, is present in 89 countries on five continents. According to the information of the 2021 Census, Talitha Kum is made up of:

- 50 national inter-congregational networks that coordinate the efforts against trafficking at the national-local level;
- 10 regional networks that include the joint coordination of several countries at the regional level. These include those called "contact countries" formed by reference groups for the Network that work in unison in the region, whilst some are in the process of constituting the national network;
- 2 continental coordination that bring together the national and regional coordinations present within a continent; and
- the international coordination based in Rome at the International Union of Superiors General.

Talitha Kum National Networks

Talitha Kum National Networks	
	ASIA
AMRAT - Talitha Kum India	
Talitha Kum Cambodia	
Talitha Kum Indonesia	
Talitha Kum Japan	
Talitha Kum Myanmar	
Talitha Kum Pakistan	
Talitha Kum Philippines	
Talitha Kum South Korea	
Talitha Kum Sri Lanka	
Talitha Kum Taiwan	
Talitha Kum Thailand	
Talitha Kum Timor Leste	
Yanabia' El'amal - Talitha Kum Lebanon	
Yanabia' El'amal - Talitha Kum Syrian Arab Republic	
Yanabia' El'amal - Talitha Kum Jordan	
15	

AFRICA	
Talitha Kum Burkina Faso	
Talitha Kum Cameroon	
Con PAHT Consecrated Persons Against Human Trafficking - Ghana	
CTIP – South Africa	
Migration in Tunisia	
Talitha Kum Moçambique (TAKUMO)	
Talitha Kum Nigeria	
RATH - Kenya	
Talitha Kum Tanzania	
Talitha Kum Tinsay Ethiopia	
Talitha Kum Uganda	
Talitha Kum Zimbabwe	
12	
AMERICA	
CATHII – Canada	
Red Jaire - Costa Rica	
Red Kawsay Argentina	
Red Kawsay Paraguay	
Red Kawsay Perú	
Red Kawsay Uruguay	
Red Ramá Guatemala	
Red Ramá El Salvador	
Red Ramá Honduras	
Red Rahamim - México	
Red de Religiosas República Dominicana	
Red Tamar Colombia	
Um Grito pela Vida - Brasil	
USCSAHT – USA	
14	
EUROPE	
APT - Ireland	
BAKHITA - Poland	
CAVITP - Portugal	
PRO Demnitatea femeii - Romania	
SOLWODI – Germany	
USMI RETE ANTI TRATTA – Italia	
URAT - Albania	
7	
OCEANIA	
ACRATH - Australia	
Talitha Kum Aotearoa New Zealand	
2	
Total national networks	50

Table 1: Talitha Kum National Networks 2020

Table 1 presents the Talitha Kum national networks by continent: 15 in Asia, 12 in Africa, 14 in America, 7 in Europe and 2 in Oceania. Compared to the 2020 Census (Figure 1), the data shows the expansion of Talitha Kum with the birth of Talitha Kum Tanzania in Africa, and the consolidation of the national-local level networks of Lebanon, Syria and Jordan in the Middle East and Talitha Kum Cambodia in Asia.

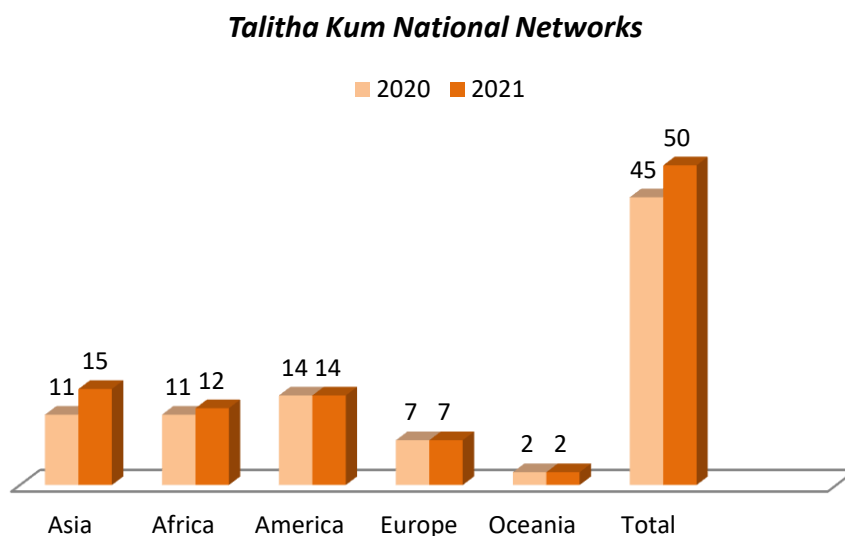


Figure 1: Expansion of national networks according to the 2020 and 2021 Census

Regional Networks and Countries involved

Continent	Regional Networks	Countries involved
ASIA	Talitha Kum East Asia Talitha Kum South East Asia Yanabia' El'amal – Wells of Hope	18
AFRICA	Counter Trafficking in persons (CTIP) Talitha Kum North Africa Talitha Kum French Speaking Africa	20
LATIN AMERICA	Red Kawsay Red Ramá	15
NORD AMERICA		2
EUROPE	RENATE	32
OCEANIA	Talitha Kum Oceania	2
TOTAL	10	89

Table 2: Talitha Kum Regional Networks and number of countries involved

Table 2 presents the Talitha Kum Regional Networks and the countries in which the networks undertake their anti-human trafficking actions. The regional networks have the mission to facilitate the coordination and networking at regional level. The regional coordinations are generally constituted to ensure better coordination of anti-human trafficking efforts and greater support for the survivors.

Countries of presence of Talitha Kum

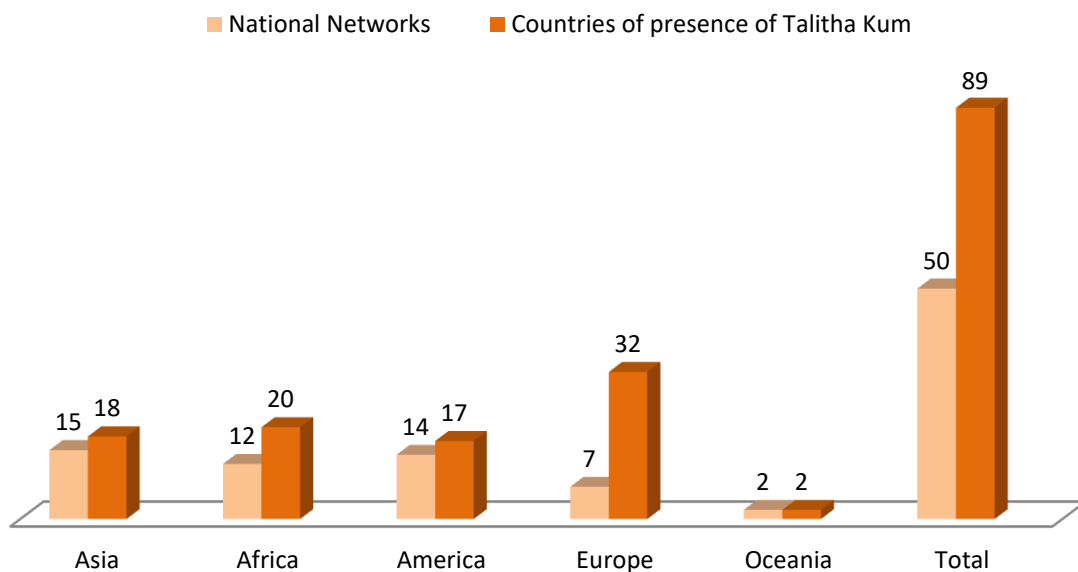


Figure 2: National Networks and Countries of presence of Talitha Kum 2020

Collaborators of Talitha Kum networks

The 2021 Census shows that 3,509 people participate at the national network level. The internal structure of the networks is characterized by volunteer membership (88%), whilst 12% are collaborators employed in the network on a full- or part-time basis.

Compared to the 2020 Census, the number of people active in the networks (volunteers and employed) has grown by 26% a total of 914 new collaborators of the networks. Table 3 presents the number of volunteers and employed workers by continent according to the 2019 and 2020 data.

CONTINENTS	People participating actively in TALITHA KUM Networks 2019	People participating actively in TALITHA KUM Networks 2020
AFRICA	357	491
AMERICA	881	928
ASIA	806	1537
OCEANIA	132	138
EUROPE	419	415
TOTAL	2.595	3.509

Table 3: People participating actively in Talitha Kum Networks 2019 - 2020

Local networks collaborating with Survivors of trafficking

Generally, the support and empowerment of survivors by local networks grows and consolidates as networks become stronger and increase their networking capacity. The 2021 Census has shown an overall increase in the number of networks that involve survivors in the organization of various anti-trafficking activities at the local level a total of 18 local networks (36%) in 4 continents. At the continental level, this increase is seen in networks in Asia, Africa and Europe. The American continent, on the other hand, has seen a decrease (Table 4).

CONTINENTS	DATE 2019	DATE 2020	PERCENTAGE of networks 2019	PERCENTAGE of networks 2020
ASIA	5	7	45%	47%
AFRICA	4	5	36%	42%
AMERICA	5	4	36%	29%
EUROPE	1	2	14%	29%
OCEANIA				
TOTAL	15	18		

Table 4: Number of networks reporting survivor collaboration by continent 2019- 2020

Collaboration with local networks of people who have been victims of trafficking is mainly in the area of prevention, sharing their life testimonies during awareness-raising activities organized by the networks. The second area of participation includes assistance to victims, collaborating in rehabilitation centers, in the identification and management of trafficking cases and in the management of social reintegration programs for victims.

Groups subdivisions of national networks

The 2021 Census has reported 165 sub-groups of national Talitha Kum networks. In relation to the 2019 data collection, there is an increase of 10 new sub-groups (plus 6%) that operate in an coordinated way: 6 new sub-groups in Africa, 2 in Asia, 1 in Latin America and 1 in Europe.

CONTINENTS	Number of national networks that reported subdivisions	Number of subdivisions
ASIA	7	58
AFRICA	6	21
AMERICA	6	66
EUROPE	2	11
OCEANIA	2	9
TOTAL	23	165

Table 5: Local network sub-groups by continent

Religious Congregations participating in Talitha Kum at the local level

The 2021 Census registered 833 Religious Congregations committed within Talitha Kum networks. Compared with the previous data collection in 2019, there is an increase of 24 new religious congregations (3%). The percentage of male congregations in 2020 remained the same as the previous year, representing 9% of the total.

Please note that in some cases, one congregation is active in several Talitha Kum networks, therefore counted more than one time.

CONTINENTS	NUMBER OF RELIGIOUS CONGREGATIONS
AFRICA	122
AMERICA	374
ASIA	209
OCEANIA	37
EUROPE	91
TOTAL	833

Table 6: Number of religious congregations working with local networks

ACTIVITIES OF THE TALITHA KUM NETWORKS 2021 (2020 DATA)

This report is based on 46 responses (92%) from Talitha Kum networks on five continents. The Activities questionnaire implemented during the months of April and June 2021 is related to the activities carried out by the networks during the year 2020 in the following areas of action: prevention, protection, prosecution and partnership.

The consequences of the Covid - 19 pandemic represented a great challenge for the work of the networks and due to the restrictions, many of the activities were mainly affected by actions to protect the victims. However, the data indicate an increase in people benefited in areas such as prevention and accusation.

PREVENTION AREA

AWARENESS AND INFORMATION CAMPAIGNS

89% of the networks carried out awareness and information campaigns including prayer events, mainly the celebration of February 8 and July 30. The activities in this category included awareness-raising actions in the surveys: workshops, forums, educational and cultural activities, as well as awareness-raising actions for faith communities, community leaders, consecrated life and local institutions. Activities were carried out mainly online (America, Europe, Oceania); activities in presence: parishes, neighborhoods and streets (Africa); and some activities combined both modalities (Asia, America) due to the requirement to prevent cases of trafficking in groups considered at risk due to their condition of vulnerability exacerbated by the pandemic and other causes, among these groups are undocumented migrants, victims of trafficking, families in extreme poverty or scarce protection by the State as a minority. The latter were generally accompanied with the distribution of food, sanitary kits, and advice.

Different networks highlighted the collaboration and participation in online events with other local and international institutions and organizations, this has allowed them a more articulated work with the institutions that work in the sector and in some cases has made possible a greater visibility of the local network .

EDUCATIONAL AND TRAINING PROGRAMS

87% of the networks carried out medium and long-term educational and training programs aimed especially at members and collaborators of the network with the main objective of deepening the phenomenon of trafficking in different contexts (identification of cases, routes of trafficking, recruitment methods, protection programs and social reintegration, good internships and to acquire specific skills in field work, such as serving undocumented migrants in Tunisia.

Other objectives of these actions included the use and management of social networks and digital platforms for prevention / training; strengthen and articulate the network at the local level, as in the case of Pakistan and Argentina. The training activities for volunteers and collaborators of the networks were carried out at the local and regional level.

Other training activities were directed at youth groups, families and community leaders. The youth category has been particularly privileged by the networks; It is likely that during the time of confinement and the excessive use of social networks, this category was considered exponentially at risk. As for the families and community leaders, the main objective was to make them prevention multipliers capable of identifying cases of trafficking in their different environments. Especially relevant were the seminars and workshops on the phenomenon of human trafficking, which reveal the capacity of networks to address the issue in times of pandemic.

DISSEMINATION IN THE SOCIAL MEDIA

84% of the networks reported awareness campaigns carried out in conventional social media, especially radio: talk shows, testimonies of victims of trafficking. So also campaigns on social networks especially with the use of Facebook: #MemberMonday, #SurvivorSaturday, three days of Santa Bakhita. Other actions included the publication on social networks of the different virtual conversations on the phenomenon of trafficking organized by the networks and collaborators. Generally, the diffusion in the social communication media has been sustained by the creation of informative and educational audio-visual material as a means of prevention.

SUPPORTING VULNERABLE PEOPLE

69% of the activities in this area were aimed at people considered at risk: children, youth, women, migrants, workers, survivors of trafficking, families in extreme poverty and in risk areas. It was a direct aid through the distribution of food and sanitary kits (Japan, Colombia, Syria, Lebanon, Pakistan); spiritual and psychological support (Timor, Taiwan, New Zealand); protection and

advice (Tunisia, Poland, Ghana); social and labor reintegration programs (USA, Mexico). And indirect help with online counseling services and psychological and spiritual support through the activation of telephone lines, social networks and digital platforms (Zoom), this allowed a continuous accompaniment of vulnerable people during confinement.

COLLABORATORS- VOLUNTEERS AND RECIPIENTS OF PREVENTION ACTIVITIES

According to the 2020 data, approximately 6,565 volunteers and collaborators participated in the prevention activities, with an increase of 28% compared to the 2019 data. Regarding the recipients of the activities, in 2020 approximately 137,123 people benefited , with an increase of 10% compared to the data of the previous year. Among the main categories of people are young people and children, volunteers and collaborators of local networks, community leaders, faith communities, vulnerable people at risk, especially undocumented migrants, workers, families in extreme poverty, survivors of trafficking, victims of violence and sexually exploited people.



Collaborators-volunteers and recipients of prevention activities 2020

VICTIMS PROTECTION AREA

ASSISTANCE TO VICTIMS AND SURVIVORS

69% of the activities in this category involved material and financial support for victims and survivors of trafficking, generally linked to spiritual and psychological support. Most networks have offered victim and survivor assistance services in foster homes and shelters. Other networks have supported working in institutional shelters dedicated to migrants, refugees and people in the context of prostitution. The material and financial support also involved covering the necessary expenses for the assisted voluntary return of the victims in countries of destination and transit, offering a place of preventive permanence during the process. In addition, medical assistance,

support for the education of the victims' children and counseling. These activities were also aimed at vulnerable people, mainly young people living on the streets and informal and migrant workers, the latter through the request and recovery of confiscated documents and their fixing of risk situations (violence, fraud, forced labor, trafficking).

SOCIAL AND LABOR REINTEGRATION PROGRAMS

56% of the protection activities were training and education programs for victims of trafficking and survivors. In general, the training was carried out prior to the assisted homelessness in the case of a country of destination or transit. Sewing, hairdressing, catering / confectionery, makeup and computer courses were offered, in addition to training on human rights and citizenship.

LEGAL SUPPORT

44% of the protection activities involved legal support actions: recovery of legal personality, referral of cases to competent authorities, assistance to victims in court and during the legal process, and assisted repatriation. In 2020, 7 Talitha Kum networks (6 in Africa and 1 in Asia) have reported having accompanied cases of voluntary assisted repatriation of trafficked persons and migrants in the North African area.

POLITICAL ADVOCACY

Finally, 29% of the protection activities were aimed at promoting and defending the rights of victims and survivors, migrants and exploited workers before government bodies. The networks have established contact with government entities increasing awareness of the phenomenon, and in some cases, such as in New Zealand, involving these institutions (Minister of Immigration and others) in the activities of the network.

COLLABORATORS - VOLUNTEERS AND RECIPIENTS OF PROTECTION ACTIVITIES

In 2020, approximately 2,311 volunteers and collaborators participated in the protection activities, with an increase of 38% compared to 2019. Regarding the recipients of the activities, approximately 15,827 people benefited, 53% less compared to the data. of the previous year. Among the main categories of beneficiaries are trafficked and survivors, sons and daughters of trafficked women, exploited migrants and workers, sexually exploited women, street youth and low-income families.



Collaborators-volunteers and recipients of protection activities 2020

AREA OF ACCUSATION

ACCOMPANYING THE COMPLAINT

The main actions in this area included the accompaniment of the victims for the complaint (33%). The networks reported the referral of cases to competent authorities for investigation and clarification (Brazil and Zimbabwe); the defense and accompaniment of exploited migrant workers and denunciation of the violation of labor rights (Thailand, Japan, Australia); cooperation with law enforcement agencies on forced marriages (Australia). The network in the USA reported the activation of a telephone line to report alleged cases of trafficking at the national level, and Talitha Kum Korea highlighted the listening center for victims, crime reporting and legal assistance.

SUPPORT TO VICTIMS DURING THE JUDICIAL PROCESS

27% of the networks have assisted the victims during the judicial process. These actions have involved monitoring and accompanying people throughout the entire court process, providing them with moral support, financial support and the possibility of having a lawyer. In the case of the networks in Tunisia, legal assistance was provided during the trial process of the migrants by putting family and friends in contact with judges and lawyers; and after being released, the networks facilitate contact with the respective embassies.

VOLUNTEERS AND RECIPIENTS OF PROSECUTION ACTIVITIES

In 2020, the accusation actions had approximately 418 volunteers and collaborators, with an increase of 12% compared to the 2019 data. Regarding

the recipients of the activities, approximately 1,126 people benefited, with an increase of 57% compared to the data of the previous year.



Collaborators-volunteers and recipients of Accusation 2020 activities

PARTNERSHIP AREA

MEETINGS AND NETWORKING

Most of the networks have held training and networking meetings (80%): workshops, seminars, activity planning meetings, working groups (political advocacy, vulnerable sectors, awareness raising), reflection on the consequences of the pandemic and trafficking in persons, pastoral orientations and specific problems of each context. These meetings also favored the preparation of training and outreach material and support for vulnerable people. Various activities were developed at the regional level.

JOINT ACTIONS WITH THE INSTITUTIONS

Collaboration and networking with non-ecclesiastical institutions (civil associations, non-governmental organizations, public-governmental organizations) have been particularly important. 67% of the networks have created / strengthened strategic collaboration links with interested institutions and organizations. In some cases, this collaboration has sustained the continuation of the network's activities during confinement, in others, it has allowed the implementation of projects to help victims and vulnerable people, as well as permanent collaboration in matters of education and law enforcement. against trafficking. 57% of the networks emphasized activities in collaboration with ecclesiastical institutions and organizations.

FINANCING AND FUNDRAISING

38% of the networks have carried out fundraising actions to support people in conditions of vulnerability aggravated by the consequences of Covid-19, especially women, families in risk areas, migrants and refugees.

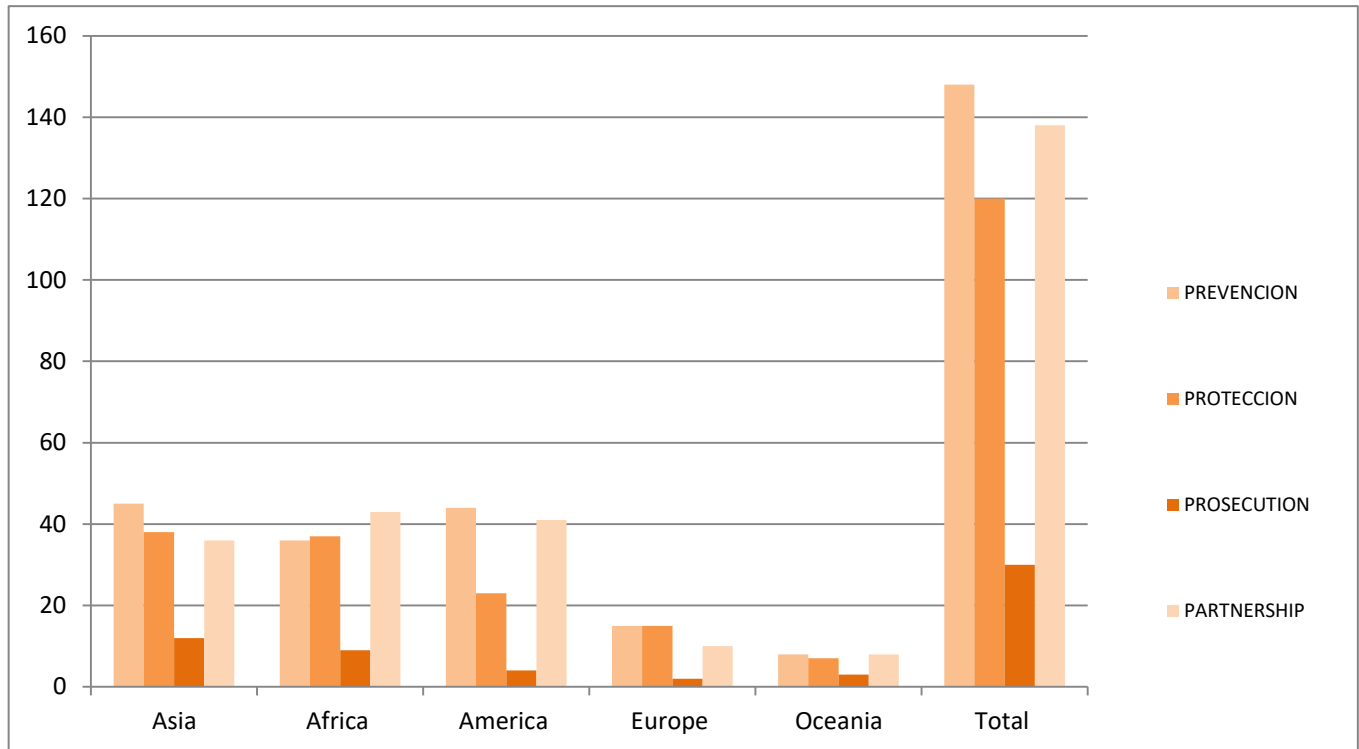
COLLABORATORS-VOLUNTEERS AND RECIPIENTS OF PARTNERSHIP ACTIVITIES

According to the 2020 data, the networking actions had approximately 2,268 volunteers and collaborators, with an increase of 35% compared to the 2019 data, benefiting around 31,849 people. Among the main categories: network members and collaborators, institutions and organizations, community leaders, consecrated life, people at risk.



Collaborators-volunteers and recipients of the 2020 Partnership activities

NUMBER OF ACTIVITIES OF THE TALITHA KUM NETWORKS BY ACTION AREA-
2020



Network activities by action area 2020

NUMBER OF EMPLOYEES - ACTIVITIES VOLUNTEERS

	ASIA	AFRICA	AMERICA	EUROPE	OCEANIA	Total
PREVENTION	2.705	1.432	1.718	175	535	6.565
PROTECTION	1.001	374	283	90	563	2.311
PROSECUTION	170	106	84	10	48	418
PARTNERSHIP	840	386	614	115	313	2.268
Total	4.716	2.298	2.699	390	1.459	11.562

Number of collaborator-volunteers by continent and area of action 2020

NUMBER OF BENEFITED PEOPLE

	ASIA	AFRICA	AMERICA	EUROPE	OCEANIA	TOTAL
<i>PREVENTION</i>	13.900	64.548	44.305	9.270	5.100	137.123
<i>PROTECTION</i>	9.642	681	262	5.042	200	15.827
<i>PROSECUTION</i>	683	180	72	160	31	1.126
<i>PARTNERSHIP</i>	3.683	7.104	6.787	4.220	10.100	31.894
Total	27.908	72.513	51.426	18.692	15.431	185.970

Number of people benefited by continent and area of action 2020